

TEAC

SERVICE MANUAL

CT-M219

21" CTV

I. VIF ALIGNMENT

A. Preparation step. (see fig.1)

1. Connect Sweep Generator to tuner test point and Ground
2. Connect 13V B+ Bias Voltage to C406 (+) and Ground.
3. Connect A.G.C. Bias Voltage to PIN 48 of U201
*A.G.C. Bias Voltage can't over 5V.
4. Disconnect the soldering pads 'H' and 'I'.

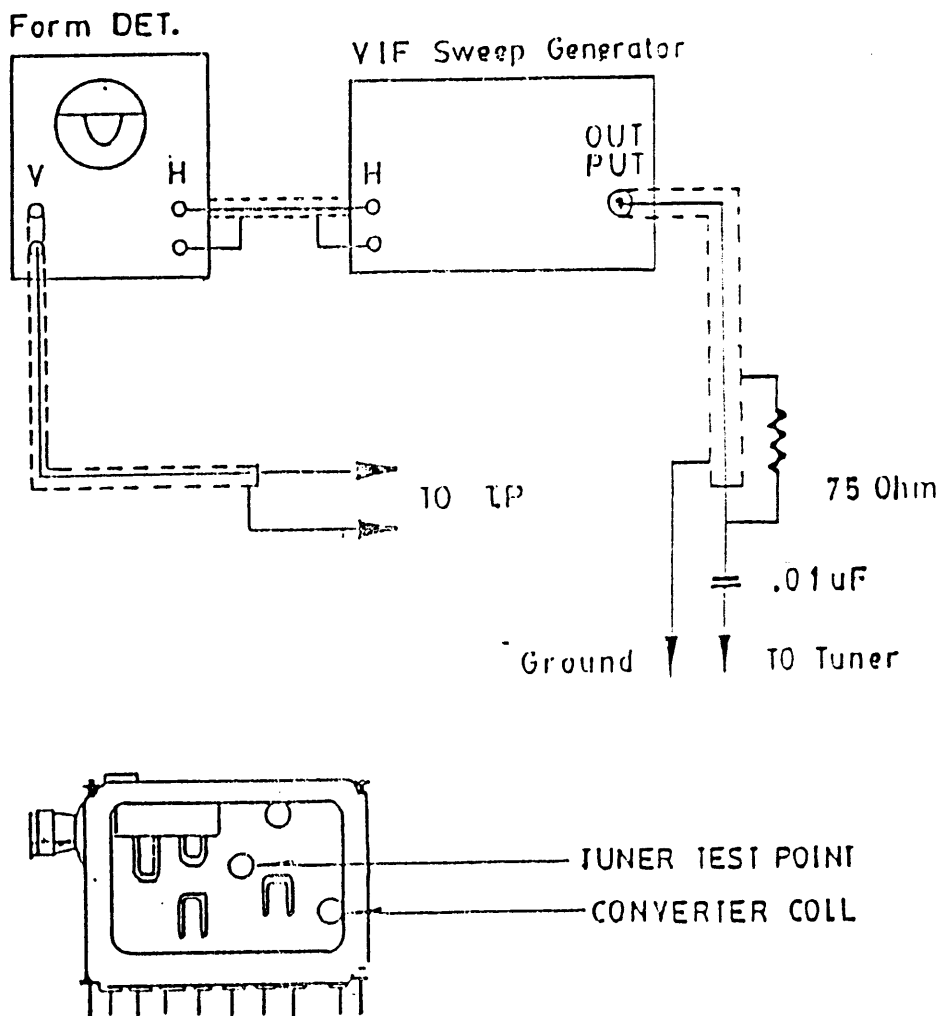


Fig. 1

SPECIFICATION

SYSTEM	:	PAL-B/G	
DESTINATION	:		
CHANNEL COVERAGE	:	A - C	CH
VHF LOW	:		
VHF HIGH	:	D - H2	CH
UHF	:	21 - 69	CH
FREQUENCY RANGE	:	53.75 - 82.25	MHz
VHF LOW	:		
VHF HIGH	:	175.25 - 224.25	MHz
UHF	:	471.25 - 855.25	MHz
SCANNING	:	625	LINES
LINES	:		
HORIZONTAL	:	15625	Hz
VERTICAL	:	50	Hz
IF FREQUENCY	:		
VIDEO	:	38.9	MHz
SOUND	:	33.4	MHz
CHROMA	:	34.47	MHz
VISION/SOUND SEPARATION	:	5.5	MHz
SENSITIVITY	:		
VHF LOW	:	45	uV
UHF HIGH	:	46	uV
UHF	:	48	uV
OUTPUT POWER MAXIMUM	:	1500	mW
10% THD	:	1200	mW
CRT	:	21" DIAGONAL, 90 DEGREES	DEFLECTION ANGLE
SPEAKER	:	4" 8 OHM 3W X 2	
ANTENNA IMPEDANCE	:	75 OHM	
POWER CONSUMPTION	:	70 WATTS	

B. AFC ALIGNMENT

1. Connect 1K OHM resistor between PIN '1' and PIN '10' of U201.
2. Calibrate the Division of waveform Detector equal to 10 mV per div.
3. The output of Sweep Generator should be -50 dB.
4. Connect the Waveform Detector to TP203 and Ground.
5. Adjust A.G.C. Bias until the waveform just saturate. (about 3V)
6. Adjust L204 to obtain the waveform as Fig.2

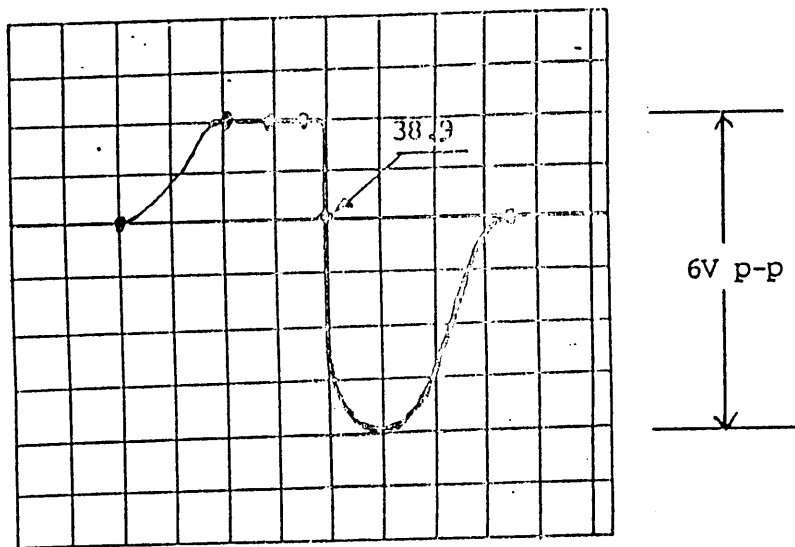
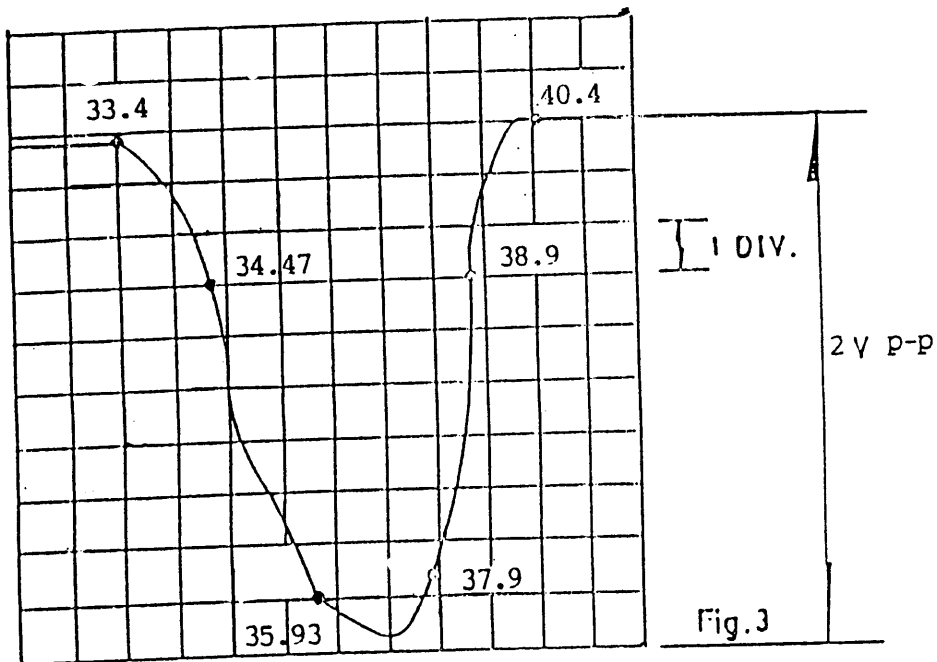


Fig. 2

C. V.I.F. ALIGNMENT

1. Remove 1K resistor.
 2. Connect 100 Ω M resistor parallel to R266
 3. Calibrate the division of Sweep Generator equal to 20 mV per div.
 4. The output of Sweep Generator should be -60 dB.
 5. Connect the Waveform Detector to TP201 and Ground.
 6. Adjust A.G.C. Bias to maintain the waveform achieve 2V p-p. (about 4V)
 7. Adjust tuner convertor coil to obtain waveform as Fig.3
- D. Soldering the pads 'H' and 'I'



L. FINE AFC ALIGNMENT

1. Apply PAL I.F. signal (38.9 MHz) modulated with a color bar pattern to tuner test point.
2. The output of I.F. signal should be 80 dB.
3. Connect a digital voltmeter to TP203 and Ground.
4. Adjust L204 to obtain a reading of 4V.

II. B+ ADJUSTMENT

- 1) Connect a digital voltmeter to TPB+ and ground.
- 2) Set Brightness, Contrast and colour to minimum.
- 3) Adjust VR501 and obtain a reading of 112V.

III. AGC ALIGNMENT

- 1) Receive CH69 (UIF) and input field strength in 63dB \pm 3dB input.
- 2) Adjust VR201 to the point where noise is disappeared.

IV. FOCUS ALIGNMENT

- 1) Set the brightness and contrast to middle position.
- 2) Receive a monoscope pattern.
- 3) Adjust focus control to obtain sharpest picture.

V. HORIZONTAL CIRCUIT ADJUSTMENT

- 1) Receive Monoscope Pattern input signal 80 dBuV.
- 2) Adjust VR202 to obtain the picture at center.

VI. VERTICAL CIRCUIT ADJUSTMENT

- 1) Receive the Monoscope Pattern.
- 2) Adjust VR402 to obtain a normal picture.

VII. WHITE BALANCE ALIGNMENT STEP

- 1) Degauss the picture by degaussing coil if necessary.
- 2) Set VR601, VR602, VR603, VR604, VR605 and Sub-Brightness (VR101) to middle position.
- 3) Set screen control, Brightness, Contrast and colour to Minimum.
- 4) No R.F. Signal need to apply.
- 5) Connect 10uf capacitor between TP 'J' and Ground.
- 6) Connect a Digital meter between R610 and Ground, then adjust VR101 to obtain DC160V. If DC 160V can't be obtain. Adjust the Brightness Control.
- 7) Slowly turn the Screen control clockwise to the point where a horizontal line just illuminates.
- 8) Adjust VR603 to get a red horizontal line on CRT.
- 9) Adjust VR604 to get a yellow horizontal line on CRT.
- 10) Adjust VR605 to get a white horizontal line on CRT.
- 11) Disconnect the 10 uf capacitor and apply a signal with a black and white picture.
- 12) Adjust VR601, VR602, VR603, VR604, VR605 to obtain uniformly white picture 9300°K.

VIII. SUB-BRIGHTNESS ALIGNMENT

- 1) Receive a colour bar pattern.
- 2) Turn the brightness, contrast and colour to minimum.
- 3) Adjust VR101 until the brightest bar can just be seen.

VOLTAGE TABLE FOR IC					
SYMBOL		U 202			
PIN NO.		TDA 4661			
1		5.2			
2		0			
3		0			
4		0			
5		1.4			
6		0			
7		0			
8		0			
9		5.2			
10		0			
11		2.9			
12		2.9			
13		0			
14		1.3			
15		0			
16		1.3			

NOTE : VOLTAGE ARE TAKEN UNDER TUNED CONDITION WITH

- CONTRAST : Maximum Position
- BRIGHINESS : Maximum Position
- COLOR : Maximum Position
- SIGNAL INPUT : 80 dBuV
- CHANNEL SETTING : The Last Channel of UHF High
- SIGNAL PATTERN : Colour Bar

VOLTAGE TABLE FOR IC					
SYMBOL PIN NO.	U 101	U 102	U 405	U 501	U402
	CTV 322	24C01B1	7808	7805	7812
1	4.3	0	12	12	15
2	0.1	5	0	0	0
3	4.7	0	8	5	12
4	2.4	0			
5	4.9	2.6			
6	2.5	3			
7	0	5			
8	4.5	5			
9	1.6				
10	5				
11	0				
12	5.6				
13	5				
14	5				
15	5				
16	5				
17	5				
18	0.1				
19	5				
20	5				
21	0				
22	0				
23	0				
24	0				
25	0				
26	0.3				
27	-0.3				
28	5				
29	5				
30	0				
31	2.6				
32	2.1				
33	5				
34	5.4				
35	4.8				
36	0				
37	0				
38	0				
39	3				
40	2.7				
41	0				
42	5				

NOTE: VOLTAGE ARE TAKEN UNDER TUNED CONDITION WITH

- CONTRAST : Maximum Position
- BRIGHTNESS : Maximum Position
- COLOR : Maximum Position
- SIGNAL INPUT : 80 dBuV
- CHANNEL SETTING : The Last Channel of UHF High
- SIGNAL PATTERN ; Colour Bar

VOLTAGE TABLE FOR TRANSISTOR							
SYMBOL	B (v)	C (V)	E (V)	SYMBOL	B (V)	C (V)	E (V)
Q101	0.6	1.2	0	Q402	-0.1	112.5	0
Q102	0	0	0	Q501	9.1	12.8	8.4
Q103	0	4.6	0	Q502	5.4	0	1.7
Q104	0	11.9	0	Q503	0	1.2	0
Q105	0.6	0	0	Q504	-2.6	293	0.07
Q106	12	0	12	Q505	0.6	0.06	0
Q107	12	0	12	Q506	113.1	113.7	113.8
Q108	11.1	11.7	12	Q507	113.7	113.8	113
Q201	2.3	11.7	1.6	Q601	2.6	129.2	2.1
Q202	1.4	4.8	0.8	Q602	2.5	128.3	1.9
				Q603	2.5	128.4	1.9
Q204	3.1	7.3	2.4	Q604	3.7	0	3.9
Q205	2.3	7.7	1.7	Q701	16.7	16.1	16.1
Q207	0	6.3	0				
Q208	3.6	7.9	2.9				
Q209	0	6.3	0				
Q210	0.7	0	0				
Q211	4.8	12	4.1				
Q401	0.5	0	0				

NOTE: VOLTAGE ARE TAKEN UNDER TUNED CONDITION WITH

- CONTRAST : Maximum Position
- BRIGHTNESS : Maximum Position
- COLOR : Maximum Position
- SIGNAL INPUT : 80 dBuV
- CHANNEL SETTING : The Last Channel of UHF High
- SIGNAL PATTERN : Colour Bar

VOLTAGE TABLE FOR IC

SYMBOL		U 201	SYMBOL		U 201	U 401	U 705
PIN NO.		TDA 8362	PIN NO.		TDA 8362	TDA 3653	TDA 1013B
1		7.8	43		3.8	1.1	0
2		5.6	44		2.9	0	7.6
3		5.6	45		3.9	1.2	16
4		5.5	46		3.9	0	15.6
5		7.9	47		2.5	15.6	1.2
6		3.8	48		4.7	25.6	6.7
7		3.3	49		1.2	1.2	2.2
8		1.7	50		3.5	5.8	2.8
9		0	51		4	25.4	0
10		7.6	52		6.6		
11		0					
12		3.2					
13		4.2					
14		3.3					
15		3.4					
16		0					
17		3.6					
18		2.1					
19		2.1					
20		2.1					
21		0.2					
22		3.4					
23		3.4					
24		3.4					
25		1.6					
26		1.6					
27		5.5					
28		3.9					
29		3.9					
30		3					
31		2.9					
32		4.4					
33		4.2					
34		3.6					
35		2					
36		7.9					
37		0.6					
38		1.2					
39		2.7					
40		3.8					
41		2.3					
42		2.8					

NOTE : VOLTAGE ARE TAKEN UNDER TUNED CONDITION WITH

- CONTRAST : Maximum Position
- BRIGHTNESS : Maximum Position
- COLOR : Maximum Position
- SIGNAL INPUT : 80 dBuV
- CHANNEL SETTING : The Last Channel of UHF High
- SIGNAL PATTERN : Colour Bar

PROGRAM ID : TVSTDC57
Print Date : 06/12/95
Page Number : 1

<< B.O.M. TV STANDARD PRICE LIST FOR CUSTOMER >> - CURRENCY (USD)

PRODUCT CODE : 922174-K00003-GT
DESCRIPTION : CT-M219 TEAC PAL/BG W/SCART W/O S.TXT H.BLK 240V SAA (90P)

ASSEMBLY NUMBER	DESCRIPTION
155-000100-02-00	COMMON PART FOR HANDSET ASS'Y
155-000100-02-22	NON-COM PART FOR HANDSEL ASS'Y (FOR TEAC
158-922174-K0-00	COMMON PART FOR CHASSIS ASS'Y (BG)
158-922174-K0-02	NON-COM PART FOR CHASSIS ASS'Y (BG)
159-922174-K0-00	COMMON PART FOR CASING ASS'Y (BG)
159-922174-K0-04	NON-COMMON PART FOR CASING ASS'Y (H.BLK)
163-922174-K0-04	NON-COMMON PART FOR PACKING ASS'Y (BG)

** THIS SPARE LIST IS MADE FOR TECHNICAL / MAINTENANCE REFERENCE ONLY **

Print Date : 06/12/95

PRODUCT CODE : 922174-K00003-GT

DESCRIPTION : D1-M219 TEAC PAL/BG W/SCART W/O S.TXT H.BLK 240V SAA (90P)

Component Part	Description / Location	Unit	Subs	Quantity Required	Unit Price	Amount
*** ASSEMBLY : 155-000100-02-00 COMMON PART FOR HANDSET ASS'Y						
107-800455-46	455K HZ RESONATOR C58455EB MURATA CF701	PC	0	1.00000	0.2146	0.214600
113-101005-17	CARBON FILM RESISTOR 100 OHM 1/16W +-5% R704.707	PC	0	2.00000	0.0046	0.009200
113-102005-17	CARBON FILM RESISTOR 1K OHM 1/16W +-5% R706	PC	0	1.00000	0.0046	0.004600
113-103005-17	CARBON FILM RESISTOR 10K OHM 1/16W +-5% R702	PC	0	1.00000	0.0046	0.004600
113-109005-17	CARBON FILM RESISTOR 1 OHM 1/16W +-5% R709.710	PC	0	2.00000	0.0046	0.009200
113-473005-17	CARBON FILM RESISTOR 47K OHM 1/16W +-5% R703	PC	0	1.00000	0.0046	0.004600
113-682005-17	CARBON FILM RESISTOR 6.8K OHM 1/16W +-5% R701	PC	0	1.00000	0.0046	0.004600
127-476042-03	ELECT. CAP. 47 MFD 16V +-20% C701	PC	0	1.00000	0.0240	0.024000
130-600101-00	INFRARED EMITTER EL-1L1 KODENSHI LED701	PC	0	1.00000	0.1346	0.134600
131-210719-29	TRANSISTOR 2SA719R/S MATSUSHITA Q702	PC	0	1.00000	0.0615	0.061500
131-230945-00	TRANSISTOR 2SC945 NEC Q701	PC	0	1.00000	0.0440	0.044000
133-803010-33	I.C. SAA3010T PHILIPS IC701	PC	0	1.00000	0.8187	0.818700
172-626006-42	UL 1007 TOP COAT WIRE AWG 26 60MM RED 10 X 10 MM P.C.B. (+) TO BATTERY CONTACT PLATE (+)	PC	0	1.00000	0.0021	0.002100
172-626006-40	UL 1007 TOP COAT WIRE AWG 26 60MM BLACK 10 X 10 MM P.C.B. (-) TO BATTERY CONTACT PLATE (-)	PC	0	1.00000	0.0026	0.002600
190-921301-00	REMOTE P.C.B. (120592)	PC	0	1.00000	0.3173	0.317300
514-260410-00	SELF-TAPPING SCREW 2.6 X 10 B/T (HARDEN) CAB. MTG.	PC	0	1.00000	0.0038	0.003800
773-921301-00	BATTERY CONTACT PLATE (+)	PC	0	1.00000	0.0173	0.017300
773-921302-00	BATTERY CONTACT PLATE (-)	PC	0	1.00000	0.0192	0.019200
773-921303-00	BATTERY CONTACT PLATE (+VE.-VE) W/NICKEL PLATING	PC	0	1.00000	0.0327	0.032700
964-921301-01	SENSOR LENS	PC	0	1.00000	0.0263	0.026300

ASSB PRICE : 1.755500

** THIS SPARE LIST IS MADE FOR TECHNICAL / MAINTENANCE REFERENCE ONLY **

Print Date : 06/12/95 PRODUCT CODE : 922174-K00003-GT
 Page Number : 3 DESCRIPTION : CT-M219 TEAC PAL/BG W/SCART W/O S.TXT H.BLK 240V SAA (90P)

Component Part	Description / Location	Unit	Subs	Quantity Required	Unit Price	Amount
*** ASSEMBLY : 155-000100-02-22 NON-COM PART FOR HANDSEL ASS'Y (FOR TEAC						
849-921301-00	CONTACT RUBBER KEY PAD	PC	0	1.00000	0.3875	0.387500
892-921301-07	DIAK KEY PLATE - TEAC DESIGN (25 KEYS) PHILIPS IC W/O TXT	PC	0	1.00000	0.1462	0.146200
900-921310-46	HANDSET TOP CABINET - MATT BLKTEAC LOGO & RC-562	PC	0	1.00000	0.1950	0.195000
902-921310-01	HANDSET BOTTOM CABINET - BLACKMOULDED (3A)	PC	0	1.00000	0.1488	0.148800
910-921301-01	BATTERY DOOR (3A)	PC	0	1.00000	0.0515	0.051500
ASSB PRICE :						0.929000

Print Date : 06/12/95 PRODUCT CODE : 922174-K00003-GT
 Page Number : 4 DESCRIPTION : CT-M219 TEAC PAL/BG W/SCART W/O S.TXT M.BLK 240V SAA (90P)

Component Part	Description / Location	Unit	Subs	Quantity Required	Unit Price	Amount
*** ASSEMBLY : 158-922174-K0-00 COMMON PART FOR CHASSIS ASS'Y (BG)						
001-220027-07	FLYBACK TRANSFORMER FCM208027 SAMSUNG T402	PC	0	1.00000	6.8556	6.855600
012-102330-06	SEMI-FIXED RESISTOR EVND2AA 03813 1KB VR601,602	PC	0	2.00000	0.0577	0.115400
012-102340-06	SEMI-FIXED RESISTOR EVND8AA 03813 1KB VR402,501	PC	0	2.00000	0.0500	0.100000
012-103340-06	SEMI-FIXED RESISTOR EVND8AA 03814 10KB VR202	PC	0	1.00000	0.0500	0.050000
012-502330-06	SEMI-FIXED RESISTOR EVND2AA 03853 5KB VR603,604,605	PC	0	3.00000	0.0577	0.173100
012-502340-06	SEMI-FIXED RESISTOR EVND8AA 03853 5KB VR201	PC	0	1.00000	0.0500	0.050000
012-503340-06	SEMI-FIXED RESISTOR EVND8AA 03854 50KB VR101	PC	0	1.00000	0.0500	0.050000
101-190710-96	HORIZONTAL DRIVE TRANSFORMER R0710 T401	PC	0	1.00000	0.2500	0.250000
101-288820-95	LINE FILTER 70MH T501	PC	0	1.00000	0.7308	0.730800
101-414025-94	SWITCHING POWER TRANSFORMER (HL4025B) T502	PC	0	1.00000	2.0192	2.019200
102-370600-02	TANK COIL / AFC COIL COILS L204 707851	PC	0	1.00000	0.1000	0.100000
105-100101-02	FIXED INDUCTIVE COIL 10UH +-10% L205,102	PC	0	2.00000	0.0459	0.091800
105-109101-02	FIXED INDUTIVE COIL 1.0 UH 10% L201,202	PC	0	2.00000	0.0459	0.091800
105-181101-02	FIXED INDUCTIVE COIL 180UH 10% L619	PC	0	1.00000	0.0459	0.045900
105-201106-02	CHOKE COIL 200UH 10% CH9012- L502 201K (ELEC PRODUCT)	PC	0	1.00000	0.1639	0.163900
105-650052-13	LINEARITY COIL 65UH FOR 20" CRT L401	PC	0	1.00000	0.3428	0.342800
105-689101-02	FIXED INDUCTIVE COIL 6.8UH 10% L203	PC	0	1.00000	0.0459	0.045900
113-100105-17	CARBON FILM RESISTOR 10 OHM 1/4W +-5% R209	PC	0	1.00000	0.0032	0.003200
113-101105-17	CARBON FILM RESISTOR 100 OHM 1/4W +-5% R170,208,229,230,231,240,131	PC	0	7.00000	0.0028	0.019600
113-101105-17	CARBON FILM RESISTOR 100 OHM 1/4W +-5% (R601 ON CH P.C.B.)	PC	0	1.00000	0.0028	0.002800
113-102105-17	CARBON FILM RESISTOR 1K OHM 1/4W +-5% R106,138,139,157,216,221,225,233,275	PC	0	9.00000	0.0028	0.025200
113-102105-17	CARBON FILM RESISTOR 1K OHM 1/4W +-5% R252,253,254,255,261,251,156	PC	0	7.00000	0.0028	0.019600
113-102205-12	CARBON FILM RESISTOR 1K OHM 1/2W +-5% R420	PC	0	1.00000	0.0052	0.005200
113-102305-75	METAL OXIDE FILM RESISTOR 1K OHM 1W +-5% R432	PC	0	1.00000	0.0187	0.018700

Print Date : 06/12/95 PRODUCT CODE : 922174-K00003-GT
 Page Number : 5 DESCRIPTION : CT-M219 TEAC PAL/BG W/SCART W/O S.TXT M.BLK 240V SAA (90P)

Component Part	Description / Location	Unit	Subs	Quantity Required	Unit Price	Amount
113-103105-17	CARBON FILM RESISTOR 10K OHM 1/4W +-5% R102,103,105,140,201,415,249,712,627	PC	0	9.00000	0.0028	0.025200
113-103105-17	CARBON FILM RESISTOR 10K OHM 1/4W +-5% R424,425,508,528,154,141,256,713	PC	0	8.00000	0.0028	0.022400
113-103205-12	CARBON FILM RESISTOR 10K OHM 1/2 +-5% R411	PC	0	1.00000	0.0062	0.006200
113-103405-75	METAL OXIDE FILM RESISTOR 10K OHM 2W +-5% R526	PC	0	1.00000	0.0240	0.024000
113-104105-17	CARBON FILM RESISTOR 100K OHM 1/4W +-5% R107,108,119,239,243,244	PC	0	8.00000	0.0028	0.018800
113-104205-12	CARBON FILM RESISTOR 100K OHM 1/2W +-5% R521	PC	0	1.00000	0.0062	0.006200
113-104305-75	METAL OXIDE FILM RESISTOR 100KOHM 1W +-5% R531	PC	0	1.00000	0.0187	0.018700
113-105101-67	METAL FILM RESISTOR 1M OHM 1/4W +-1% R246	PC	0	1.00000	0.0115	0.011500
113-120305-75	METAL OXIDE FILM RESISTOR 12 OHM 1W +-5% R512	PC	0	1.00000	0.0187	0.018700
113-120405-75	METAL OXIDE FILM RESISTOR 12 OHM 2W +-5% R519	PC	0	1.00000	0.0240	0.024000
113-121105-17	CARBON FILM RESISTOR 120 OHM 1/4W +-5% R262	PC	0	1.00000	0.0028	0.002800
113-122105-17	CARBON FILM RESISTOR 1.2K OHM 1/4W +-5% R206,248,617	PC	0	3.00000	0.0028	0.008400
113-122105-17	CARBON FILM RESISTOR 1.2K OHM 1/4W +-5% (R602 ON CH P.C.B.)	PC	0	1.00000	0.0028	0.002800
113-123105-17	CARBON FILM RESISTOR 12K OHM 1/4W +-5% R210,721	PC	0	2.00000	0.0028	0.005600
113-124205-12	CARBON FILM RESISTOR 120K OHM 1/2W +-5% R410	PC	0	1.00000	0.0062	0.006200
113-151105-17	CARBON FILM RESISTOR 150 OHM 1/4W +-5% R223	PC	0	1.00000	0.0028	0.002800
113-152105-17	CARBON FILM RESISTOR 1.5K OHM 1/4W +-5% R622,250	PC	0	2.00000	0.0028	0.005600
113-152205-12	CARBON FILM RESISTOR 1K5 OHM 1/2W +-5% R610,611,612	PC	0	3.00000	0.0062	0.018600
113-153105-17	CARBON FILM RESISTOR 15K OHM 1/4W +-5% R245	PC	0	1.00000	0.0028	0.002800
113-153405-75	METAL OXIDE FILM RESISTOR 15K OHM 2W +-5% R604,605,606	PC	0	3.00000	0.0240	0.072000
113-159405-42	NON-FLAMMABLE FUSE RESISTOR 1.5 OHM 2W +-5% R620	PC	0	1.00000	0.0952	0.095200
113-161105-17	CARBON FILM RESISTOR 160 OHM 1/4W +-5% R222	PC	0	1.00000	0.0028	0.002800
113-162105-17	CARBON FILM RESISTOR 1.6K OHM 1/4W +-5% R207,506,602,274,621	PC	0	5.00000	0.0028	0.014000
113-204105-17	CARBON FILM RESISTOR 200K OHM 1/4W +-5% R125,237	PC	0	2.00000	0.0028	0.005600
113-221105-17	CARBON FILM RESISTOR 220 OHM 1/4W +-5% R104,142,238,213,421	PC	0	5.00000	0.0028	0.014000

** THIS SPARE LIST IS MADE FOR TECHNICAL / MAINTENANCE REFERENCE ONLY **

Print Date : 05/12/95 PRODUCT CODE : 922174-K00003-GT
 Page Number : 6 DESCRIPTION : CT-M219 TEAC PAL/BS W/SCART W/O S.TXT H.BLK 240V SAA (90P)

Component Part	Description / Location	Unit	Subs	Quantity Required	Unit Price	Amount
113-221305-75	METAL OXIDE FILM RESISTOR 220 OHM 1W +-5% R419	PC	0	1.00000	0.0187	0.018700
113-222105-17	CARBON FILM RESISTOR 2.2K OHM 1/4W +-5% R130,224,272,151	PC	0	4.00000	0.0028	0.011200
113-222205-12	CARBON FILM RESISTOR 2.2K OHM 1/2W +-5% R715	PC	0	1.00000	0.0062	0.006200
113-223101-67	METAL FILM RESISTOR 22K OHM 1/4W +-1% R412,111,101	PC	0	3.00000	0.0106	0.031800
113-223105-17	CARBON FILM RESISTOR 22K OHM 1/4W +-5% R109,110,114,143,144,146,156,124,150,525	PC	0	10.00000	0.0028	0.028000
113-223105-17	CARBON FILM RESISTOR 22K OHM 1/4W +-5% R722	PC	0	1.00000	0.0028	0.002800
113-224105-17	CARBON FILM RESISTOR 220K OHM 1/4W +-5% R719,155	PC	0	2.00000	0.0028	0.005600
113-229205-17	CARBON FILM RESISTOR 2.2 OHM 1/2W +-5% R279	PC	0	1.00000	0.0062	0.006200
113-229305-75	METAL OXIDE FILM RESISTOR 2.2 OHM 1W +-5% R426	PC	0	1.00000	0.0187	0.018700
113-229405-75	METAL OXIDE FILM RESISTOR 2.2 OHM 2W +-5% R503	PC	0	1.00000	0.0240	0.024000
113-229605-51	WIRE WOUND CEMENT RESISTOR 2.2 OHM 5W +-5% R502	PC	0	1.00000	0.1808	0.180800
113-270405-75	METAL OXIDE FILM RESISTOR 27 OHM 2W +-5% R513	PC	0	1.00000	0.0240	0.024000
113-272105-17	CARBON FILM RESISTOR 2.7K OHM 1/4W +-5% R618,613,614,615,616,434,433	PC	0	7.00000	0.0028	0.019600
113-272205-12	CARBON FILM RESISTOR 2.7K OHM 1/2W +-5% R403,520	PC	0	2.00000	0.0062	0.012400
113-273105-17	CARBON FILM RESISTOR 27K OHM 1/4W +-5% R211,241,416	PC	0	3.00000	0.0028	0.008400
113-331105-17	CARBON FILM RESISTOR 330 OHM 1/4W +-5% R509	PC	0	1.00000	0.0028	0.002800
113-332101-67	METAL FILM RESISTOR 3.3K OHM 1/4W +-1% R266	PC	0	1.00000	0.0106	0.010600
113-332102-17	CARBON FILM RESISTOR 3.3K OHM 1/4W +-2% R505	PC	0	1.00000	0.0044	0.004400
113-332105-17	CARBON FILM RESISTOR 3.3K OHM 1/4W +-5% R152,153,235,269,115	PC	0	5.00000	0.0028	0.014000
113-332605-75	METAL OXIDE FILM RESISTOR 3K3 OHM 5W +-5% R406	PC	0	1.00000	0.1154	0.115400
113-334305-75	METAL OXIDE FILM RESISTOR 330KOHM 1W +-5% R514,404	PC	0	2.00000	0.0187	0.037400
113-338405-75	METAL OXIDE FILM RESISTOR 0.330OHM 2W +-5% R516	PC	0	1.00000	0.0240	0.024000
113-339105-17	CARBON FILM RESISTOR 3.3 OHM 1/4W +- 5% R720	PC	0	1.00000	0.0028	0.002800
113-339405-42	NON-FLAMMABLE FUSE RESISTOR 3.3 OHM 2W +-5% R716	PC	0	1.00000	0.0846	0.084600
113-390605-75	METAL OXIDE FILM RESISTOR 39 OHM 5W +-5% R517	PC	0	1.00000	0.1154	0.115400

** THIS SPARE LIST IS MADE FOR TECHNICAL / MAINTENANCE REFERENCE ONLY **

Print Date : 06/12/95 PRODUCT CODE : 922174-K00003-GT
 Page Number : 7 DESCRIPTION : CT-M219 TEAC PAL/BG W/SCART W/O S.TXT M.BLK 240V SAA (90P)

Component Part	Description / Location	Unit	Subs	Quantity Required	Unit Price	Amount
113-391105-17	CARBON FILM RESISTOR 390 OHM 1/4W +-5% R507,609,608,112	PC	0	4.00000	0.0028	0.011200
113-392105-17	CARBON FILM RESISTOR 3.9K OHM 1/4W +-5% R414	PC	0	1.00000	0.0028	0.002800
113-393105-17	CARBON FILM RESISTOR 39K OHM 1/4W +-5% R232,120	PC	0	2.00000	0.0028	0.005600
113-470105-17	CARBON FILM RESISTOR 47 OHM 1/4W +-5% R204,220	PC	0	2.00000	0.0028	0.005600
113-470205-12	CARBON FILM RESISTOR 47 OHM 1/2W +-5% R405	PC	0	1.00000	0.0058	0.005800
113-470405-75	METAL OXIDE FILM RESISTOR 47 OHM 2W +-5% R530	PC	0	1.00000	0.0240	0.024000
113-471105-17	CARBON FILM RESISTOR 470 OHM 1/4W +-5% R501	PC	0	1.00000	0.0028	0.002800
113-471305-75	METAL OXIDE FILM RESISTOR 470 OHM 1W +-5% R270	PC	0	1.00000	0.0187	0.018700
113-472105-17	CARBON FILM RESISTOR 4.7K OHM 1/4W +-5% R228,205,267,247,422,511,227	PC	0	7.00000	0.0028	0.019600
113-473105-17	CARBON FILM RESISTOR 47K OHM 1/4W +-5% R202,203,189,402,149,277,417	PC	0	7.00000	0.0028	0.019600
113-473105-17	CARBON FILM RESISTOR 47K OHM 1/4W +-5% R526	PC	0	1.00000	0.0028	0.002800
113-512105-17	CARBON FILM RESISTOR 5.1K OHM 1/4W +-5% R276	PC	0	1.00000	0.0028	0.002800
113-562105-17	CARBON FILM RESISTOR 5.6K OHM 1/4W +-5% R723,724,113	PC	0	3.00000	0.0028	0.008400
113-563105-17	CARBON FILM RESISTOR 56K OHM 1/4W +-5% R273	PC	0	1.00000	0.0028	0.002800
113-565205-92	CARBON COMPOSITION RESISTOR 5.6M 1/2W +-5% R523,524	PC	0	2.00000	0.0635	0.127000
113-682102-17	CARBON FILM RESISTOR 6.8K OHM 1/4W +-2% R504	PC	0	1.00000	0.0048	0.004800
113-682105-17	CARBON FILM RESISTOR 6.8K OHM 1/4W +-5% R510,260	PC	0	2.00000	0.0028	0.005600
113-688205-42	FUSING RESISTOR 0.68 OHM 1/2W +-5% R518,408	PC	0	2.00000	0.0452	0.090400
113-688305-42	FUSING RESISTOR 0.68 OHM 1W +-5% R529,409	PC	0	2.00000	0.0577	0.115400
113-750105-17	CARBON FILM RESISTOR 75 OHM 1/4W +-5% R257,258,259,260,261,226	PC	0	6.00000	0.0028	0.016800
113-821105-17	CARBON FILM RESISTOR 820 OHM 1/4W +-5% R212,431	PC	0	2.00000	0.0028	0.005600
113-822105-17	CARBON FILM RESISTOR 8.2K OHM 1/4W +-5% R507,123	PC	0	2.00000	0.0028	0.005600
113-823105-17	CARBON FILM RESISTOR 82K OHM 1/4W +-5% R418	PC	0	1.00000	0.0028	0.002800
113-824105-17	CARBON FILM RESISTOR 820K OHM 1/4W +-5% R242,264	PC	0	2.00000	0.0028	0.005600
114-210200-01	THERMISTOR (NICHICON ZPB53 BL 200C) R501	PC	0	1.00000	0.4558	0.455800

** THIS SPARE LIST IS MADE FOR TECHNICAL / MAINTENANCE REFERENCE ONLY **

Print Date : 06/12/95 PRODUCT CODE : 922174-K00003-GT
 Page Number : 8 DESCRIPTION : CT-RZ19 TEAC PAL/BG W/SCART W/O S.TXT M.BLK 240V SAA (90P)

Component Part	Description / Location	Unit	Subs	Quantity Required	Unit Price	Amount
123-101340-93	CERAMIC CAP. 100PF 50V +-5% (NPO) C103	PC	0	1.00000	0.0179	0.017900
123-101350-60	CERAMIC CAP. 100 PF 50V +-10% (SL TYPE) C116,117,118,119,121	PC	0	5.00000	0.0116	0.058000
123-102350-90	CERAMIC CAP. 0.001 MFD 50V +-10% (B TYPE) C207,215,210,235,236,415,417,401	PC	0	8.00000	0.0127	0.101600
123-102850-10	CERAMIC CAP. 0.001 MFD 2KV +-10% MATSUSHITA C604	PC	0	1.00000	0.1154	0.115400
123-103370-90	CERAMIC CAP. 0.01 MFD 50V +60 -20% C120,208,209,125,757	PC	0	5.00000	0.0128	0.064000
123-104270-90	CERAMIC CAP. 0.1 MFD 25V +80 -20% C110,111,112,127,226,227,228,231,244,242,748	PC	0	11.00000	0.0388	0.426800
123-104270-90	CERAMIC CAP. 0.1 MFD 25V +80 -20% C245,246,258,263,427,429,430,519,520,734,750	PC	0	11.00000	0.0388	0.426800
123-150340-93	CERAMIC CAP. 15 PF 50V +-5% (NPO) C214,249	PC	0	2.00000	0.0145	0.029000
123-180340-93	CERAMIC CAP. 18 PF 50V +-5% (NPO) C248	PC	0	1.00000	0.0145	0.014500
123-182850-10	CERAMIC CAP. 0.0018 MFD 2KV +-10% MATSUSHITA C433	PC	0	1.00000	0.1288	0.128800
123-202350-90	CERAMIC CAP. 0.002 MFD 50V +-10% (B TYPE) C128	PC	0	1.00000	0.0140	0.014000
123-221350-60	CERAMIC CAP. 220 PF 50V +-10% (SL TYPE) C602,603	PC	0	2.00000	0.0137	0.027400
123-221551-90	CERAMIC CAP. 220 PF 500V +-10% MATSUSHITA C513	PC	0	1.00000	0.0385	0.038500
123-223370-90	CERAMIC CAP. 0.022 MFD 50V +60-20% C211,261,234,237,250,256,232	PC	0	7.00000	0.0128	0.089600
123-270340-93	CERAMIC CAP. 27PF 50V +-5% (NPO) C122,123	PC	0	2.00000	0.0149	0.029800
123-331350-60	CERAMIC CAP. 330 PF 50V +-10% (SL TYPE) C601	PC	0	1.00000	0.0154	0.015400
123-471350-60	CERAMIC CAP. 470 PF 50V +-10% (SL TYPE) C758,759	PC	0	2.00000	0.0201	0.040200
123-472551-90	CERAMIC CAP. 0.0047 MFD 500V +-10% (B TYPE) MATSUSHITA C410,411,515	PC	0	3.00000	0.1519	0.455700
123-472552-90	CERAMIC CAP. 0.0047 MFD 500V +-10% (B TYPE) SMALL SIZE C503,504,505	PC	0	3.00000	0.0555	0.166500
123-680340-93	CERAMIC CAP. 68 PF 50V +-5% (NPO) C217	PC	0	1.00000	0.0179	0.017900
123-681350-60	CERAMIC CAP. 680 PF 50V +-10% (SL TYPE) C423	PC	0	1.00000	0.0216	0.021600
123-821850-10	CERAMIC CAP. 820 PF 2KV +-10% (SL TYPE) MATSUSHITA C516	PC	0	1.00000	0.1000	0.100000
126-104071-01	MYLAR CAP. 0.1 MFD 50V +-10% C218,416,418,510,101,255	PC	0	6.00000	0.0294	0.176400
126-104101-31	POLYPROPYLENE CAP. 0.1 MFD 100V +-10% C412	PC	0	1.00000	0.1160	0.116000
126-222071-01	MYLAR CAP. 0.0022 MFD 50V +-10% C114,754,251	PC	0	3.00000	0.0129	0.038700

** THIS SPARE LIST IS MADE FOR TECHNICAL / MAINTENANCE REFERENCE ONLY **

Print Date : 06/12/95 PRODUCT CODE : 922174-K00003-GT
 Page Number : 9 DESCRIPTION : CT-M219 TEAC PAL/BG W/SCART W/O S.TXT H.BLK 240V SAA (90P)

Component Part	Description / Location	Unit	Subs	Quantity Required	Unit Price	Amount
126-222161-41	METALIZED POLYPROPYLENE CAP. 0.0022 MFD 1600V +-10% C402,511,405	PC	0	3.00000	0.2389	0.716700
126-223071-01	MYLAR CAP. 0.022 MFD 50V +-10% C220	PC	0	1.00000	0.0165	0.016500
126-224071-01	MYLAR CAP 0.22 MFD 50V +-10% C102,201,752	PC	0	3.00000	0.0481	0.144300
126-332161-41	METALIZED POLYPROPYLENE CAP. 0.0033 MFD 1600V +-10% C404	PC	0	1.00000	0.2389	0.238900
126-333071-01	MYLAR CAP. 0.033 MFD 50V +-10% C507	PC	0	1.00000	0.0177	0.017700
126-392071-01	MYLAR CAP. 0.0039 MFD 50V +-10% C213	PC	0	1.00000	0.0129	0.012900
126-472071-01	MYLAR CAP. 0.0047 MFD 50V +-10% C247,253,254,736,421,422	PC	0	6.00000	0.0129	0.077400
126-473071-01	MYLAR CAP. 0.047 MFD 50V +-10% C223,224	PC	0	2.00000	0.0237	0.047400
126-473201-31	POLYPROPYLENE CAP. 0.047 MFD 200V +-10% C403	PC	0	1.00000	0.0796	0.079600
126-473211-41	METALLIZED POLYPROPYLENE CAP 0.047 MFD 250V +-10% VDE C502,501	PC	0	2.00000	0.1565	0.313000
126-474071-01	MYLAR CAP. 0.47 MFD 50V +-10% C222	PC	0	1.00000	0.0756	0.075600
126-474201-31	POLYPROPYLENE CAP 0.47 MFD 200V +-10% C413	PC	0	1.00000	0.3212	0.321200
127-105071-05	ELECT. CAP. 1 MFD 50V +-10% (TIME CONSTANT) C419	PC	0	1.00000	0.0596	0.059600
127-105072-03	ELECT. CAP. 1 MFD 50V +-20% C202,203,204,749,426,518,252,225,230	PC	0	9.00000	0.0240	0.216000
127-105132-03	ELECT. CAP. 1 MFD 160V +-20% C414	PC	0	1.00000	0.0500	0.050000
127-106042-03	ELECT. CAP. 10 MFD 16V +-20% C104,273,219,229,260,124,264	PC	0	7.00000	0.0240	0.168000
127-106042-03	ELECT. CAP. 10 MFD 16V +-20% (C601 ON CH P.C.B.)	PC	0	1.00000	0.0240	0.024000
127-106102-03	ELECT. CAP. 10MFD 100V +-20% NICHICON C509	PC	0	1.00000	0.0500	0.050000
127-107042-03	ELECT. CAP. 100 MFD 16V +-20% C431,432,521,428,605	PC	0	5.00000	0.0346	0.173000
127-107062-03	ELECT. CAP. 100 MFD 35V +-20% C425	PC	0	1.00000	0.0510	0.051000
127-107132-03	ELECT. CAP. 100 MFD 160V +-20% C408	PC	0	1.00000	0.3394	0.339400
127-107402-03	ELECT. CAP. 100 MFD 400V +-20% C506	PC	0	1.00000	1.0904	1.090400
127-108052-03	ELECT. CAP. 1000 MFD 25V +-20% C420,406,733	PC	0	3.00000	0.1442	0.432600
127-225042-03	ELECT. CAP. 2.2 MFD 16V +-20% C205,126,259,262,257	PC	0	5.00000	0.0240	0.120000
127-225042-23	ELECT. CAP. BIPOLAR 2.2MFD 16V+-20% C216	PC	0	1.00000	0.0663	0.066300

** THIS SPARE LIST IS MADE FOR TECHNICAL / MAINTENANCE REFERENCE ONLY **

Print Date : 06/12/95 PRODUCT CODE : 922174-K00003-GT
 Page Number : 10 DESCRIPTION : CT-M219 TEAC PAL/BG W/SCART W/O S.TXT H.BLK 240V SAA {90P}

Component Part	Description / Location	Unit	Subs	Quantity Required	Unit Price	Amount
127-226042-03	ELECT. CAP. 22 MFD 16V +-20% C109,753	PC	0	2.00000	0.0240	0.048000
127-227042-03	ELECT. CAP. 220 MFD 16V +-20% C221	PC	0	1.00000	0.0558	0.055800
127-227062-03	ELECT. CAP. 220 MFD 35V +-20% C424,514	PC	0	2.00000	0.0712	0.142400
127-336252-03	ELECT CAP. 33 MFD 250V +-20% C407	PC	0	1.00000	0.2317	0.231700
127-476042-03	ELECT. CAP. 47 MFD 16V +-20% C206,233,265,266,267,212	PC	0	6.00000	0.0240	0.144000
127-476072-03	ELECT. CAP. 47 MFD 50V +-20% C745,506	PC	0	2.00000	0.0404	0.080800
127-476132-03	ELECT. CAP. 47 MFD 160V +-20% C517	PC	0	1.00000	0.2337	0.233700
127-477062-03	ELECT CAP. 470 MFD 35V +-20% C434,751	PC	0	2.00000	0.1192	0.238400
130-134148-01	SILICON DIODE IN4148 D101,102,105,111,112,113,116,208,210,406,114	PC	0	11.00000	0.0106	0.116600
130-134148-01	SILICON DIODE IN4148 D103,117,118,119,209,217,605,606,607	PC	0	9.00000	0.0106	0.095400
130-310012-50	DIODE BAX12A D407	PC	0	1.00000	0.0448	0.044800
130-310033-50	DIODE BYD33D D403,404,405,510	PC	0	4.00000	0.0596	0.238400
130-310062-50	DIODE BAW 6Z D203,204,205,206,401,402	PC	0	6.00000	0.0209	0.125400
130-310095-50	DIODE BYW95B D511	PC	0	1.00000	0.1727	0.172700
130-310133-50	DIODE BYD33J D406,507,508,509	PC	0	4.00000	0.0721	0.288400
130-311441-64	BRIDGE RECTIFIER 1J4841 TOSHIBA D501	PC	0	1.00000	0.4024	0.402400
130-410039-01	ZENER DIODE 3.9V D211	PC	0	1.00000	0.0246	0.024600
130-410051-01	ZENER DIODE 5.1V 1/2W +-5% D212	PC	0	1.00000	0.0250	0.025000
130-410075-01	ZENER DIODE 7.5V 1/2W D213	PC	0	1.00000	0.0250	0.025000
130-410082-01	ZENER DIODE 8.2V D505	PC	0	1.00000	0.0250	0.025000
130-410120-02	ZENER DIODE 12V HZ12AZ D608	PC	0	1.00000	0.0250	0.025000
130-410574-00	ZENER DIODE UPC 574J NEC OR KA33V SAMSUNG U502	PC	0	1.00000	0.1404	0.140400
130-411091-01	ZENER DIODE 9.1V D506	PC	0	1.00000	0.0250	0.025000
130-512044-00	LED 3MM RED 204HDC FOR LED 601	PC	0	1.00000	0.0296	0.029600
131-111402-03	TRANSISTOR ED1402C Q102,103,104,105,202,208,207,211,210,209	PC	0	10.00000	0.0337	0.337000

** THIS SPARE LIST IS MADE FOR TECHNICAL / MAINTENANCE REFERENCE ONLY **

Print Date : 06/12/95 PRODUCT CODE : 922174-K00003-GT
 Page Number : 11 DESCRIPTION : CT-MZ19 TEAC PAL/BG W/SCART W/O S.TXT M.BLK 240V SAA (90P)

Component Part	Description / Location	Unit	Subs	Quantity Required	Unit Price	Amount
131-111402-03	TRANSISTOR ED1402C Q606	PC	0	1.00000	0.0337	0.033700
131-111602-03	TRANSISTOR ED1602C (PHILIPS) Q106,107,108	PC	0	3.00000	0.0333	0.099900
131-170547-02	TRANSISTOR BC 547B-412 PHILIPS Q501,503	PC	0	2.00000	0.0313	0.062600
131-170548-02	TRANSISTOR BC 548B PHILIPS. Q204,205	PC	0	2.00000	0.0323	0.064600
131-170557-02	TRANSISTOR BC 557B-412 PHILIPS Q502	PC	0	1.00000	0.0269	0.026900
131-170558-02	TRANSISTOR BC 558B PHILIPS Q604	PC	0	1.00000	0.0323	0.032300
131-190370-00	TRANSISTOR BF 370 PHILIPS. Q201	PC	0	1.00000	0.0744	0.074400
131-190422-00	TRANSISTOR BF422 PHILIPS Q601,602,603	PC	0	3.00000	0.0760	0.228000
131-202508-62	TRANSISTOR BU 250B DF PHILIPS Q402	PC	0	1.00000	1.0269	1.026900
131-232482-00	TRANSISTOR Z5C2482 TOSHIBA Q401	PC	0	1.00000	0.0999	0.099900
131-241431-00	TRANSISTOR Z5D1431 TOSHIBA WITH MICA SHEET (24MM X 33MM) Q504	PC	0	1.00000	1.1476	1.147600
131-265401-00	TRANSISTOR ZN 5401 PHILIPS Q505	PC	0	1.00000	0.0498	0.049800
131-265551-00	TRANSISTOR ZN 5551 PHILIPS Q505	PC	0	1.00000	0.0498	0.049800
131-370135-00	TRANSISTOR BD 135 PHILIPS Q701	PC	0	1.00000	0.1192	0.119200
131-462369-00	TRANSISTOR PH2369 PHILIPS Q101	PC	0	1.00000	0.0596	0.059600
131-480011-00	TRANSISTOR BUT 11 PHILIPS Q507	PC	0	1.00000	0.4019	0.401900
133-104661-33	I.C. TDA 4661 PHILIPS IC U202	PC	0	1.00000	1.6154	1.615400
133-108362-33	I.C. TDA 8362 PHILIPS U201	PC	0	1.00000	7.3692	7.369200
133-201013-33	I.C. TDA1013B PHILIPS U705	PC	0	1.00000	0.5962	0.596200
133-203653-33	I.C. TDA3653B PHILIPS U401	PC	0	1.00000	0.5658	0.565800
133-207805-31	I.C. L7805CV SGS U501	PC	0	1.00000	0.2832	0.283200
133-207808-31	IC L7808C-V SGS-THOMSON U405	PC	0	1.00000	0.2832	0.283200
133-207812-31	IC L7812CV SGS-THOMSON U402	PC	0	1.00000	0.2832	0.283200
136-500001-00	REMOTE RECEIVER (KODENSHI HC-SZ01) OTPS01 ON CH P.C.B	PC	0	1.00000	0.9615	0.961500
137-100000-31	CRYSTAL 10 MHZ HOORAY X101	PC	0	1.00000	0.3462	0.346200

** THIS SPARE LIST IS MADE FOR TECHNICAL / MAINTENANCE REFERENCE ONLY **

Print Date : 06/12/95 PRODUCT CODE : 922174-K00003-GT
 Page Number : 12 DESCRIPTION : CT-M219 TEAC PAL/8G W/SCART W/O S.TXT H.BLK 240V SAA (90P)

Component Part	Description / Location	Unit	Subs	Quantity Required	Unit Price	Amount
137-443818-20	CRYSTAL 4.43 MHZ X201	PC	0	1.00000	0.4615	0.461500
146-100001-14	POWER SWITCH (ESB-99957S COST COST REDUCTION) FOR POWER P.C.B.	PC	0	1.00000	1.3950	1.395000
146-104814-13	TACT SWITCH #KSM-0614A "HOKURIKU" S601,602,603,604,605,606,608,609,610,611,613	PC	0	12.00000	0.0654	0.784800
146-104814-13	TACT SWITCH #KSM-0614A "HOKURIKU" S614	PC	0	0.00000	0.0654	0.000000
160-101001-08	PIN CONNECTOR 1 PIN PLUG STRAIGHT FOR CN601,501,502	PC	0	3.00000	0.0163	0.048900
160-102255-27	PIN CONNECTOR 2 PINS PLUG STRAIGHT (UL) CN702,701,101	PC	0	3.00000	0.0135	0.040500
160-102805-08	PIN CONNECTOR 2 PIN PLUG STRAIGHT CN503	PC	0	1.00000	0.0404	0.040400
160-104805-08	PIN CONNECTOR 4 PIN PLUG STRAIGHT CN401	PC	0	1.00000	0.0596	0.059600
160-106255-27	PIN CONNECTOR 6 PINS WAFER (SHS) S11-W CN201	PC	0	1.00000	0.0404	0.040400
161-540004-01	CRT SOCKET ISH-01 IN CHANG SK601	PC	0	1.00000	0.6346	0.634600
161-683702-22	21 PIN SOCKET SK201	PC	0	1.00000	0.3846	0.384600
172-620005-40	UL 1007 TOP COAT WIRE AWG 20 50MM BLACK 5 X 5MM FROM U705 PIN '1' TO PIN '9'	PC	0	1.00000	0.0041	0.004100
172-620010-40	UL 1007 TOP COAT WIRE AWG 20 100MM BLACK 10 X 10 MM FROM IF BOTTOM PLATE TO C415 GND	PC	0	1.00000	0.0075	0.007500
172-620012-40	UL 1007 TOP COAT WIRE AWG 20 120MM BLACK 10 X 10 MM MAIN P.C.B. 'E1' TO 'E2'	PC	0	1.00000	0.0086	0.008600
172-620036-40	UL 1007 TOP COAT WIRE AWG 20 360MM BLACK 10 X 10MM CN402 '2' TO CRT P.C.B. 'GND'	PC	0	1.00000	0.0250	0.025000
172-622004-40	UL 1007 TOP COAT WIRE #22 40MMBLACK 5 X 5 MM FOR CRT PCB	PC	0	1.00000	0.0031	0.003100
172-626008-40	UL 1007 TOP COAT WIRE AWG 26 80MM BLACK 10 X 10 MM Q402 LUG TO PCB 'K',Q504 LUG TO PCB 'L'	PC	0	3.00000	0.0026	0.007800
172-626008-40	UL 1007 TOP COAT WIRE AWG 26 80MM BLACK 10 X 10 MM U401 LUG TO PCB 'M'	PC	0	0.00000	0.0026	0.000000
172-626016-40	UL 1007 TOP COAT WIRE AWG 26 160MM BLACK 10 X 10 MM MAIN P.C.B. 'Y' TO 'Y'	PC	0	1.00000	0.0046	0.004600
172-626016-42	UL 1007 TOP COAT WIRE AWG 26 160MM RED 10 X 10 MM 'Z1' TO 'Z1' ON MAIN P.C.B.	PC	0	1.00000	0.0046	0.004600
172-626036-43	UL 1007 TOP COAT WIRE AWG 26 360MM ORANGE 10 X 10MM CN402 '1' TO CRT P.C.B. 'F.F.'	PC	0	1.00000	0.0096	0.009600
172-626036-43	UL 1007 TOP COAT WIRE AWG 26 360MM ORANGE 10 X 10MM CRT PCB 'F' TO U401 PIN '8'	PC	0	1.00000	0.0096	0.009600
172-626036-44	UL 1007 TOP COAT WIRE AWG 26 360MM YELLOW 10 X 10MM CN402 '3' TO CRT P.C.B. '180V'	PC	0	1.00000	0.0096	0.009600
172-726000-99	BARE WIRE 54MM W001-008,015,017-027,030-040,042-050,053-055,070	M	0	4.54000	0.0092	0.041768
172-726000-99	BARE WIRE 54MM 057-061,071-076,077-080,082-084,095-097,117	M	0	0.00000	0.0092	0.000000

Print Date : 06/12/95 PRODUCT CODE : 922174-K00003-GT
 Page Number : 13 DESCRIPTION : CT-M219 TEAC PAL/BG W/SCART W/O S.TXT M.BLK 240V SAA {90P}

Component Part	Description / Location	Unit	Subs	Quantity Required	Unit Price	Amount
172-726000-99	BARE WIRE 54MM 087-089,092-093,099,103,104,110-112,602,107	M	0	0.00000	0.0092	0.000000
172-830120-99	FLAT BRIDED WIRE CRT GROUND	PC	0	1.20000	0.1365	0.163800
177-655153-03	FLAT CABLE 3 PIN 150MM CN103 '1' TO 'A', '2' TO 'B', '3' TO 'C' ON CH.P.C.B	PC	0	1.00000	0.0216	0.021600
177-655203-08	8 PIN FLAT CABLE UL 2462A CSA AWG 26 200MM 5 X 5MM CN102 '1' TO '1', '2' TO '2', '3' TO '3', '4' TO '4'	PC	0	1.00000	0.0800	0.080000
177-655203-08	8 PIN FLAT CABLE UL 2462A CSA AWG 26 200MM 5 X 5MM '5' TO '5', '6' TO '6' ON CH.P.C.B	PC	0	0.00000	0.0800	0.000000
177-655263-05	5 PIN FLAT CABLE WIRE CN202 '1' TO CN203 '1', CN202 '2' TO CN203 '2'	PC	0	1.00000	0.0625	0.062500
177-655263-05	5 PIN FLAT CABLE WIRE CN202 '3' TO CN203 '3', CN202 '4' TO CN203 '4'	PC	0	0.00000	0.0625	0.000000
177-655263-05	5 PIN FLAT CABLE WIRE CN202 '5' TO CN203 '5'	PC	0	0.00000	0.0625	0.000000
179-001010-00	OIL SLEEVING 1 MM DIA. L=40MM, 20MM FOR DS11, 20MM FOR BR501	M	0	0.04000	0.0001	0.000004
179-105000-00	UL PVC TUBE 5MM DIA L=60MM FOR AC LINE CORD	M	0	0.06000	0.1865	0.011190
182-233150-03	FUSE T3.15A 250V F501	PC	0	1.00000	0.1019	0.101900
190-892000-04	POWER SWITCH P.C.B. (160791) FOR POWER SWITCH	PC	0	1.00000	0.0596	0.059600
190-892000-PB	MAIN P.C.B. (260995)	PC	0	1.00000	2.4577	2.457700
190-922001-06	CHANNEL P.C.B. (140794)	PC	0	1.00000	0.3058	0.305800
190-932002-P0	CRT P.C.B. (300895)	PC	0	1.00000	0.2692	0.269200
191-100034-09	1 PIN SOCKET ASS'Y L=220MM CRT GND TO CN601	PC	0	1.00000	0.0429	0.042900
191-100035-09	1 PIN SOCKET ASS'Y L=400MM (DOUBLE INSULATION) BROWN FROM POWER SWITCH TO CN501	PC	0	1.00000	0.0915	0.091500
191-100036-09	1 PIN SOCKET ASS'Y L=400MM (DOUBLE INSULATION) BLUE FROM POWER SWITCH TO CN502	PC	0	1.00000	0.0915	0.091500
191-201001-07	2 PINS SOCKET ASS'Y L=160MM FROM POWER SWITCH 'B'	PC	0	1.00000	0.0342	0.034200
191-600035-09	6 PIN SOCKET ASS'Y UL 1007 AWG26 360MM CN201 '1' TO CRT PCB 'A', '2' TO 'B', '3' TO 'C', '4' TO 'D', '5' TO 'E', '6' TO 'F'	PC	0	1.00000	0.1238	0.123800
191-600036-09	6 PIN SOCKET ASS'Y UL 1007 AWG26 360MM '4' TO 'D', '5' TO 'E', '6' TO 'F'	PC	0	0.00000	0.1238	0.000000
504-305006-10	MACHINE SCREW 3 X 6 B/M U402,501	PC	0	2.00000	0.0013	0.002600
504-305012-10	MACHINE SCREW 3 X 12 B/M FOR HEAT SINK (B)	PC	0	1.00000	0.0019	0.001900
517-303312-10	SELF-TAPPING SCREW 3 X 12 W/A W/H=7MM (HARDEN) FOR HEAT SINK (A) & (C)	PC	0	2.00000	0.0032	0.006400
520-305025-55	NUT H3 T=2.5 OD=5.5 FOR HEAT SINK (B)	PC	0	1.00000	0.0025	0.002500
540-020040-01	BRASS EYELET 2X4MM FOR POWER SWITCH P.C.B.	PC	0	4.00000	0.0010	0.004000

** THIS SPARE LIST IS MADE FOR TECHNICAL / MAINTENANCE REFERENCE ONLY **

Print Date : 05/12/95

PRODUCT CODE : 922174-K00003-GT

Page Number : 14

DESCRIPTION : CT-R219 TEAC PAL/BS W/SCART W/O S.TXT H.BLK 240V SAA (90P)

Component Part	Description / Location	Unit	Subs	Quantity Required	Unit Price	Amount
580-101281-01	CABLE TIE L=100MM FOR CRT BOARD , CONNECTOR ,SPEAKER	PC	0	10.00000	0.0029	0.029000
746-063101-00	TEST PIN:TOTAL LENGTH 18.6MM THK:0.8MM MAIN P.C.B. 'F','G','J'	PC	0	3.00000	0.0038	0.011400
750-063101-00	SOLDERING LUG LEG:8X4MM FOR U401,Q402,Q504	PC	0	3.00000	0.0023	0.006900
750-063102-01	35MM SOLDERING LUG 00:7 ID:3.2 LEG:4X35MM	PC	0	1.00000	0.0087	0.008700
766-666801-00	FUSE HOLDER	PC	0	2.00000	0.0135	0.027000
779-882001-01	IRON HEAT SINK (D) U402,405	PC	0	2.00000	0.0404	0.080800
781-882001-02	ALUMINIUM HEAT SINK (B) FOR Q402	PC	0	1.00000	0.2115	0.211500
781-882102-02	ALUMINIUM HEAT SINK (A) FOR Q504	PC	0	1.00000	0.3577	0.357700
781-892001-00	ALUMINIUM HEAT SINK (C) FOR U401	PC	0	1.00000	0.2385	0.238500
783-931304-02	SHIELD CAN	PC	0	1.00000	0.2173	0.217300
783-931305-02	SHIELD CAN COVER	PC	0	1.00000	0.1212	0.121200
896-882101-00	POWER BOARD COVER (UL)	PC	0	1.00000	0.0192	0.019200
929-892001-00	LED HOLDER BKT FOR CIRCLE LED FOR LED601	PC	0	1.00000	0.0152	0.015200

ASSB PRICE : 49.715362

** THIS SPARE LIST IS MADE FOR TECHNICAL / MAINTENANCE REFERENCE ONLY **

Print Date : 06/12/95 PRODUCT CODE : 922174-K00003-GT
 Page Number : 15 DESCRIPTION : CT-M219 TEAC PAL/BG W/SCART W/D S.TXT H.BLK 240V SAA (90P)

Component Part	Description / Location	Unit	Subs	Quantity Required	Unit Price	Amount
*** ASSEMBLY : 158-922174-K0-02 NON-COM PART FOR CHASSIS ASS'Y (BG)						
003-131424-02	TUNER OSCAR UVE33-W24/R18-3649MITSUMI UV201	PC	0	1.00000	10.2837	10.283700
107-105500-66	SOUND TRAP CERAMIC FILTER 5.5MHZ TPS-5.5NB MURATA CF201	PC	0	1.00000	0.1465	0.146500
107-305500-16	SOUND BYPASS CERAMIC FILTER 5.5MHZ SFE-5.5NB MURATA CF204	PC	0	1.00000	0.1465	0.146500
107-738916-00	SAW FILTER TSF-8316 SANYO SAW201	PC	0	1.00000	1.2675	1.267500
113-101105-17	CARBON FILM RESISTOR 100 OHM 1/4W +-5% R137,134,135,136	PC	0	4.00000	0.0028	0.011200
113-103105-17	CARBON FILM RESISTOR 10K OHM 1/4W +-5% R165	PC	0	1.00000	0.0028	0.002800
123-222466-41	CERAMIC CAP. 0.0022 MFD 400V +-20% ECK-DNS222MEX MATSUSHITA C512,524	PC	0	2.00000	0.1731	0.346200
130-134148-01	SILICON DIODE IN4148 D121	PC	0	1.00000	0.0106	0.010600
133-100322-33	PHILIPS IC PCA CTV322S U101	PC	0	1.00000	4.6923	4.692300
133-102411-31	I.C. ST24C01B1 SGS U102	PC	0	1.00000	0.6260	0.626000
171-550084-02	84" AC LINE CORD (END-CUT)SAA APPW/7.5A PLUG.	PC	0	1.00000	0.6154	0.615400
172-626022-46	UL 1007 TOP COAT WIRE AWG 26 220MM BLUE 10 X 10 MM MAIN PCB 'R2' TO 'R2'	PC	0	1.00000	0.0061	0.006100
172-726000-99	BARE WIRE 54MM W065,066,061,063-066,113,114	M	0	0.49000	0.0092	0.004508

ASSB PRICE : 18.159308

Print Date : 06/12/95 PRODUCT CODE : 922174-K00003-GT
 Page Number : 16 DESCRIPTION : CT-M219 TEAC PAL/BG W/SCART W/O S.TXT M.BLK 240V SAA (90P)

Component Part	Description / Location	Unit	Subs	Quantity Required	Unit Price	Amount
*** ASSEMBLY : 159-922174-K0-00 COMMON PART FOR CASING ASS'Y (BG)						
008-550211-05	DEGAUSSING COIL 60T L902 (W/FIVE LAYERS OF TAPE)	PC	0	1.00000	1.6731	1.673100
166-183040-40	SPEAKER 4" SW 80MM	PC	0	2.00000	0.7308	1.461600
179-105000-00	UL PVC TUBE 5MM DIA L=950MM,400MM FOR SPK 'L',550MM FOR SPK 'R'	M	0	0.95000	0.1865	0.177175
191-200044-09	2 PIN SOCKET ASSM'Y L=440MM CN202 '2' TO SPK L '1-', '1' TO SPK L '1+'	PC	0	1.00000	0.0442	0.044200
191-200056-09	2 PIN SOCKET ASSM'Y L=560MM CN201 '2' TO SPK R '1-', '1' TO SPK L '1+'	PC	0	1.00000	0.0481	0.048100
504-305006-10	MACHINE SCREW 3 X 6 B/M POWER SW.	PC	0	2.00000	0.0013	0.002600
509-305010-00	MACHINE SCREW 3 X 10 KM BLACK JACK PLATE MTG.	PC	0	2.00000	0.0023	0.004600
514-400414-10	SELF-TAPPING SCREW 4 X 14 B/T (HARDEN) FOR CRT MTG.	PC	0	4.00000	0.0058	0.023200
514-400418-10	SELF-TAPPING SCREW 4 X 18 B/T (HARDEN) 6 FOR CRT MTG.,4 FOR REAR CAB. MTG.,2 FOR SPK. WIRE	PC	0	14.00000	0.0058	0.081200
514-400425-10	SELF-TAPPING SCREW 4 X 25 B/T (HARDEN) 5 FOR CAB. MTG.	PC	0	5.00000	0.0094	0.047000
515-303408-10	SELF-TAPPING SCREW 3 X 8 W/B/T (HARDEN) 3 FOR CHANNEL BOARD	PC	0	3.00000	0.0033	0.009900
515-303410-10	SELF-TAPPING SCREW 3 X 10 W/B/T (HARDEN) 12 FOR MAIN P.C.B.	PC	0	12.00000	0.0032	0.038400
515-306412-10	SELF-TAPPING SCREW 3 X 12 W/B/T (HARDEN) FOR AC LINE CORD MTG.	PC	0	1.00000	0.0073	0.007300
622-882802-00	FELT L240 X W17 X T0.5MM W/TAPE FOR REAR CAB.	PC	0	5.00000	0.0654	0.327000
630-173016-00	FIBRE WASHER OD=17 ID=3 T=1.6 AC LINE CORD MTG.	PC	0	1.00000	0.0096	0.009600
728-922101-00	CRT MTG. BRACKET W/NUTS FOR CRT MTG.	PC	0	4.00000	0.1731	0.692400
744-881301-00	SPRING FOR C.R.T. MOUNTING 5.2 X 42 X 0.6MM	PC	0	1.00000	0.0481	0.048100
777-881301-00	SPRING IN 10 X L12 FOR POWER KNOB	PC	0	1.00000	0.0077	0.007700
834-230801-00	RUBBER WASHER OD=23 , ID=8 , T=1.0 FOR CRT MTG.	PC	0	4.00000	0.0183	0.073200
834-230805-00	RUBBER WASHER OD=23 ID=8 T=0.5 CRT MTG (LOWER)	PC	0	2.00000	0.0110	0.022000
840-011024-21	PAD CORD L240 X W10 X T1 MM W/TAPE BETWEEN CRT AND FRONT CAB.	PC	0	6.00000	0.0385	0.231000
920-922002-00	MTG. BRACKET	PC	0	1.00000	0.5013	0.501300
939-881302-00	POWER SWITCH ADAPTOR POWER SWITCH	PC	0	1.00000	0.0102	0.010200
948-882100-00	DEGAUSSING COIL MTG. CLIP FOR DEGAUSSING	PC	0	4.00000	0.0250	0.100000
954-882801-00	STUD POST	PC	0	2.00000	0.0158	0.031600
954-892001-00	HIGH VOLTAGE SPACER	PC	0	1.00000	0.0406	0.040600
980-882014-01	JACK PLATE W/SCART/BRASS INSERT (521-882001-00 2 PCS./SET)	PC	0	1.00000	0.1552	0.155200

ASSB PRICE : 5.868275

Print Date : 06/12/95 PRODUCT CODE : 922174-K00003-GT
 Page Number : 17 DESCRIPTION : CT-M219 TEAC PAL/BG W/SCART W/O S.TXT M.BLK 240V SAA (90P)

Component Part	Description / Location	Unit	Subs	Quantity Required	Unit Price	Amount
*** ASSEMBLY : 159-922174-K0-04 NON-COMMON PART FOR CASING ASS'Y (M.BLK)						
002-121001-46	CRT 21" SAMSUNG (SOUTH HEMI-SPHERE CRT)	PC	0	1.00000	127.1298	127.129800
186-227503-14	BATTERY 3A	PC	0	2.00000	0.0635	0.127000
669-682101-0T	RATING LABEL - TEAC DESIGN (240V) {CT-M219}	PC	0	1.00000	0.0481	0.048100
703-922002-00	SPEAKER GRILLE - BLACK DOUBLE SIDE W/SPRAY {NEW}	PC	0	2.00000	0.4212	0.842400
684-682020-02	JACK COVER-TEAC DESIGN WHI SS.W/21 PIN SOCKET HOLE	PC	0	1.00000	0.1577	0.157700
684-922002-01	PRESET PLATE - BLACK W/L.GREY S.S. ENG STD (12 KEY HOLES)	PC	0	1.00000	0.1058	0.105800
689-922002-00	DOOR LOCKER COVER PLATE	PC	0	1.00000	0.0077	0.007700
689-922003-00	V.HOLD COVER PLATE	PC	0	1.00000	0.0077	0.007700
900-922101-01	FRONT CABINET - MATT BLACK SPRAY	PC	0	1.00000	5.3056	5.305600
902-922003-01	BACK CABINET W/HANDLE	PC	0	1.00000	5.3833	5.383300
917-922001-02	REMOTE LENS - T.RED W/GOLD SS.ENG STD	PC	0	1.00000	0.1704	0.170400
919-922001-69	PRESET DOOR - TEAC DESIGN {CT-M219}	PC	0	1.00000	0.1965	0.196500
939-922001-01	FOOT ADAPTOR - BLACK MOULDED W/GOLD HOT-STAMP	PC	0	2.00000	0.0602	0.120400
991-922001-01	POWER KNOB - BLACK MOULDED	PC	0	1.00000	0.0352	0.035200

ASSB PRICE : 139.637600

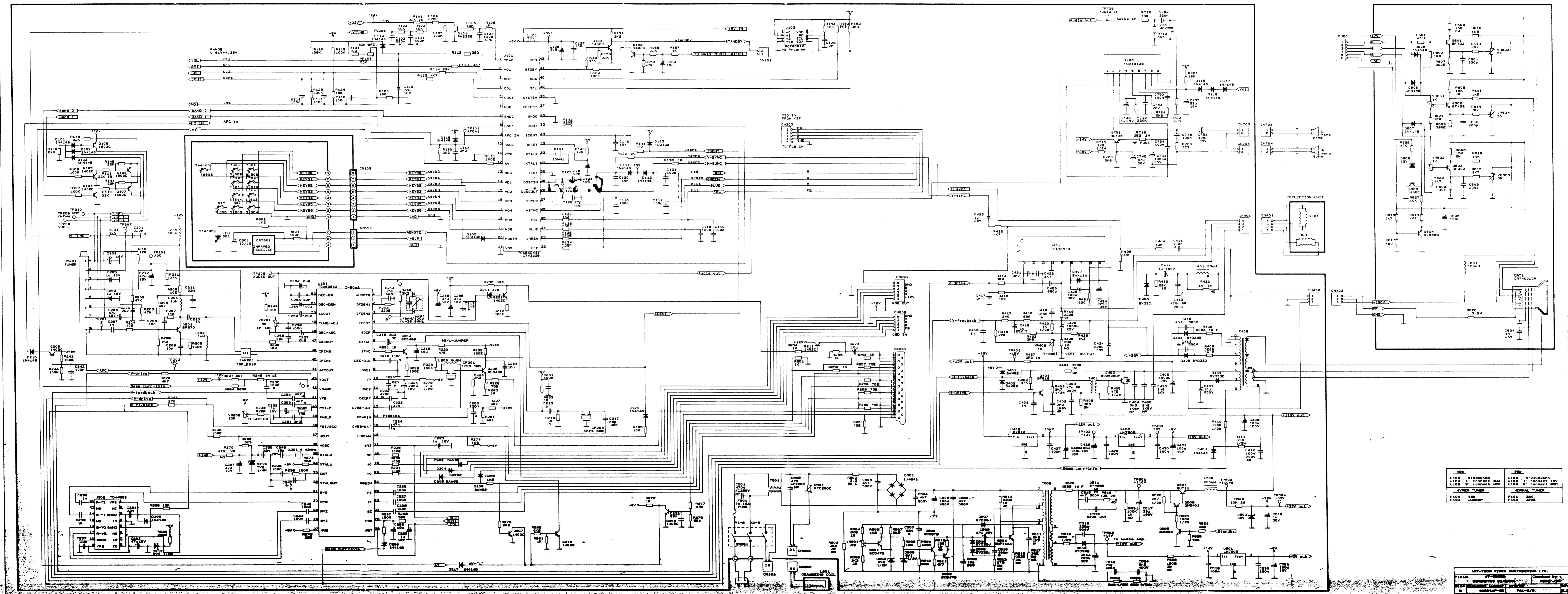
** THIS SPARE LIST IS MADE FOR TECHNICAL / MAINTENANCE REFERENCE ONLY **

Print Date : 06/12/95 PRODUCT CODE : 922174-K00003-GT
 Page Number : 18 DESCRIPTION : CT-M219 TEAC PAL/BG W/SCART W/O S.TXT M.BLK 240V SAA (90P)

Component Part	Description / Location	Unit	Subs	Quantity Required	Unit Price	Amount
*** ASSEMBLY : 163-922174-K0-04 NON-COMMON PART FOR PACKING ASS'Y (BG)						
610-922004-12	GIFT BOX - TEAC DESIGN W/HANDLE	PC	0	1.00000	3.4896	3.489600
663-230311-95	SERIAL NO.LABEL - OC:GT-311/95 1 PC STUCK ON CTN. 1 PC STUCK ON RATING LABEL	PC	0	2.00000	0.0077	0.015400
670-922100-52	INSTRUCTION MANUAL-TEAC DESIGN(40 PRDG. MONO CHIP)	PC	0	1.00000	0.0077	0.007700
678-661303-06	TOTAL CARE STICKER - TEAC DESIGN (BLK & WHITE)	PC	0	1.00000	0.0192	0.019200
678-922105-11	SCREEN STICKER - TEAC DESIGN (CT-M219) ATTACH TO TOP RIGHT OF SCREEN	PC	0	1.00000	0.4673	0.467300
678-922109-01	EASY TUNE CARD - TEAC DESIGN	PC	0	1.00000	0.0788	0.078800
690-922139-01	WARRANTY CARD- TEAC (A) DESIGN	PC	0	1.00000	0.0577	0.057700
693-922100-12	EAN CORD LABEL - 9313060006433	PC	0	1.00000	0.0077	0.007700
800-922105-00	POLYFOAM - TOP LEFT	PC	0	1.00000	0.4846	0.484600
800-922106-00	POLYFOAM - TOP RIGHT	PC	0	1.00000	0.4846	0.484600
800-922107-00	POLYFOAM - BOTTOM LEFT	PC	0	1.00000	0.5538	0.553800
800-922108-00	POLYFOAM - BOTTOM RIGHT	PC	0	1.00000	0.5538	0.553800
810-040904-13	POLYBAG 4" X 9" X 0.04MM W/ RE-CYCLING MARK FOR HANDSET	PC	0	1.00000	0.0054	0.005400
810-052204-14	POLYBAG 5" X 22" X 0.04MM PO MAT W/RE-CYCLING MARK FOR AC LINE CORD	PC	0	1.00000	0.0140	0.014000
810-091504-13	POLYBAG 9" X 15" X 0.04MM W/ RE-CYCLING MARK FOR INSTRUCTION MANUAL	PC	0	1.00000	0.0163	0.016300
810-373704-14	POLYBAG 37"X37"X0.04MM W/PUNCHHOLE & RE-CYCLING MARK P/O MAT FOR UNIT	PC	0	1.00000	0.1615	0.161500
826-301605-00	FOAM SHEET 30" X 18" X 0.5MM THK. FOR TOP UNIT	PC	0	1.00000	0.0750	0.075000
826-342005-00	FOAM SHEET - 34" X 20" X 0.5MM FOR BOTTOM UNIT	PC	0	1.00000	0.0923	0.092300

ASSEMB PRICE : 6.584700
 TOTALA PRICE : 222.6497

NO PRICE ITEM : 0
 *** END OF REPORT ***



40P	50P
U102 ST24C01B2	U102 ST24C02A1
U103 1 connect and	U103 1 connect and
U104 2 connect and	U104 2 connect and
HYPER TUNER	
R101 10K	R101 20K
R104 Jumper	R104 220K

ANT-TUNER VIDEO ENHANCERS LTD.
 11111
 SUPERVISED BY: [Signature]
 DESIGNED BY: [Signature]
 DRAWN BY: [Signature]